

Dewesoft instructions:

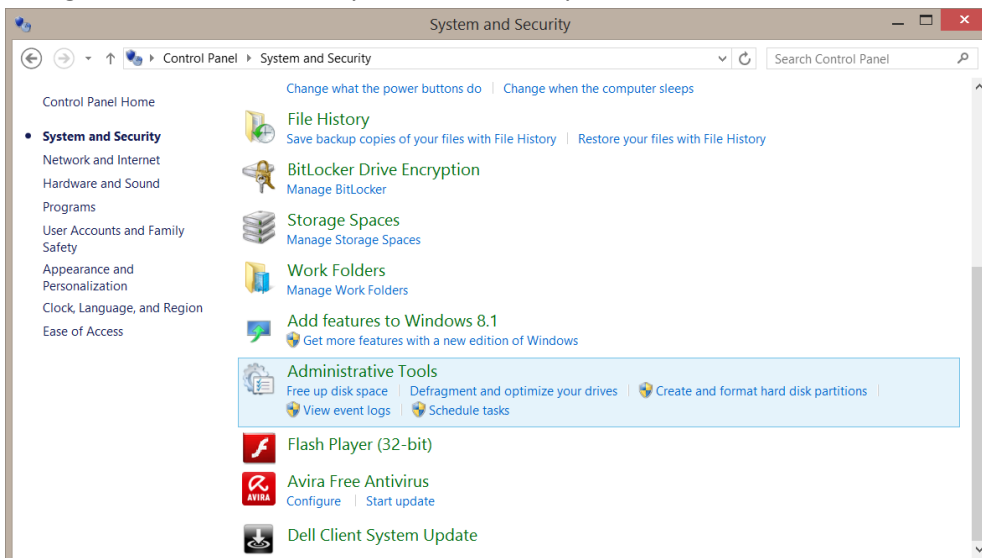
Enable multiple DEWESoft instances and register plugins

This instructions shows how to enable multiple instances of DEWESoft exe to run simultaneously on same machine. While on pre-Win8 OS this is straight-forward:

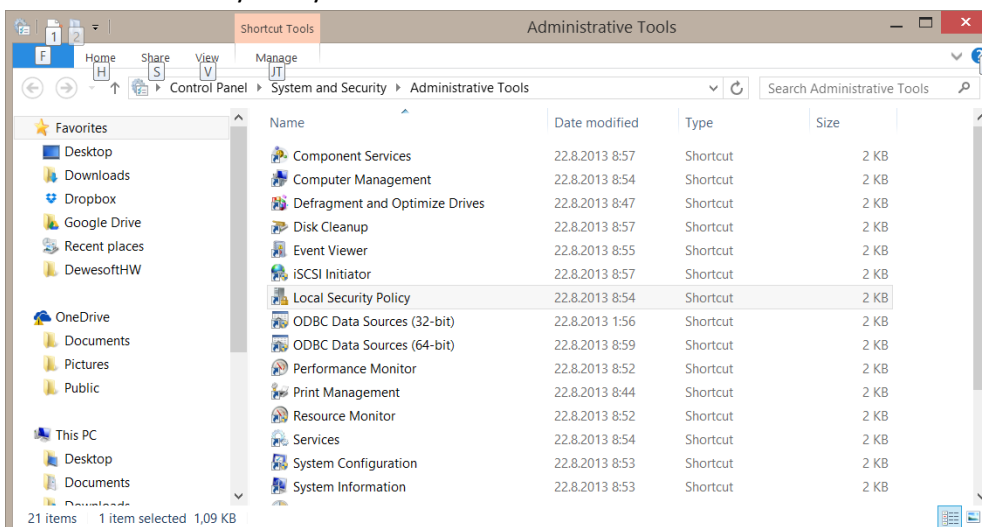
- 1) enable option in DEWESoft (under global settings),
- 2) disable UAC (Control Panel > 'Change User Account Control settings') to allow Plugin registration.

On Windows 8 additional step is needed that prevents runing admins in 'Admin Approval Mode':

- 3) First go to Control Panel > System and Security > Administrative Tools:

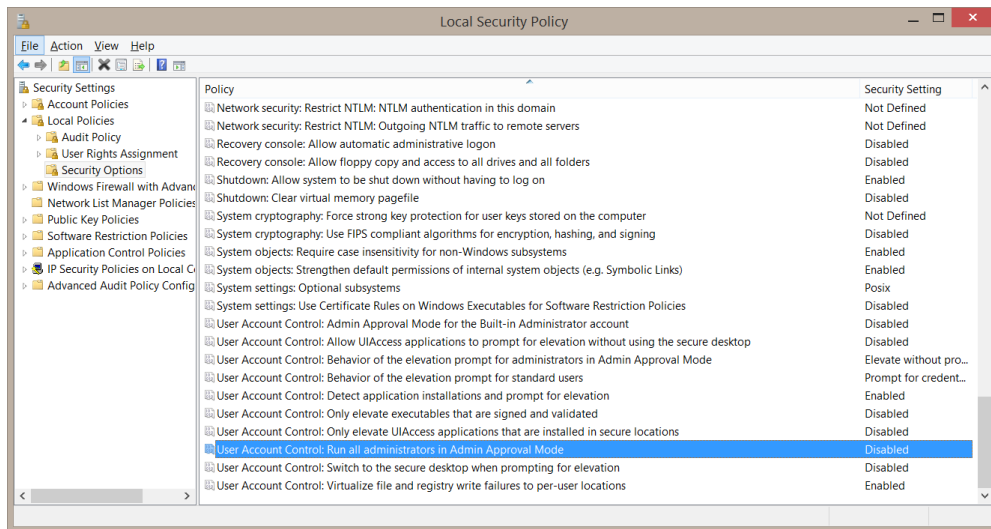


Go to 'Local Security Policy':



Under 'Security options', disable following:

»User Account Control: Run all administrators in Admin Approval Mode«:



That enables plugins to be registered in all instances of DEWESoft.

For any questions please contact
Support at [dewesoft dot com](mailto:support@dewesoft.com)